


OPzV2-600(2V600Ah)



OPzV series is Valve Regulated Lead Acid battery that adopts immobilized GEL and Tubular Plate technology to offer high reliability and performance. The Battery is designed and manufactured according to DIN standards and with die-casting positive grid and patented formula of active material OPzV series exceeds DIN standard values with more than 20 years floating design life at 25 °C and It is the best solution for cyclic use under extreme operating conditions.

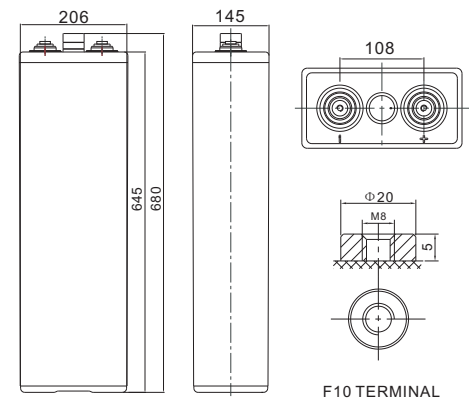


Specification

Cells Per Unit	1
Voltage Per Unit	2
Nominal Capacity	600Ah@10hr-rate to 1.80V per cell @25°C
Weight	Approx. 45.0Kg (Tolerance ± 3.0%)
Internal Resistance	Approx. 0.65mΩ
Terminal	F10(M8)
Max. Discharge Current	2500A (5 sec)
Design Life	20 years (floating charge)
Max. Charging Current	120.0 A
Reference Capacity	C3 460.8AH C5 521.0AH C10 600.0AH C20 639.4AH
Float Charging Voltage	2.25 V~2.30 V @ 25°C Temperature Compensation: -3mV/°C/Cell
Cycle Use Voltage	2.37 V~2.40 V @ 25°C Temperature Compensation: -4mV/°C/Cell
Operating Temperature Range	Discharge: -40°C~60°C Charge: -20°C~50°C Storage: -40°C~60°C
Normal Operating Temperature Range	25°C ± 5°C
Self Discharge	RITAR Valve Regulated Lead Acid (VRLA) batteries can be stored for up to 6 months at 25°C and then recharging is recommended. Monthly Self-discharge ratio is less than 2% at 20°C. Please charged batteries before using.
Container Material	A.B.S. UL94-HB, UL94-V0 Optional.

Dimensions

Unit: mm



Length	145±2mm (5.71 inches)
Width	206±2mm (8.11 inches)
Height	645±2mm (25.4 inches)
Total Height	680±2mm (26.8 inches)
Torque Value	10~12 N*m

Constant Current Discharge Characteristics : A(25°C)

F.V/ Time	10min	15min	30min	1h	2h	3h	5h	8h	10h	20h
1.60V	762.2	653.5	486.6	339.6	216.6	161.3	108.4	74.85	62.70	32.92
1.65V	720.3	608.6	458.4	334.5	213.3	159.5	107.5	74.25	62.10	32.60
1.70V	671.4	577.5	441.4	325.8	209.8	156.5	105.7	73.35	61.80	32.45
1.75V	597.4	528.2	417.0	312.3	204.7	153.6	104.2	72.45	60.90	31.97
1.80V	505.5	472.5	390.3	300.3	197.8	150.3	102.1	71.26	60.00	31.50
1.85V	411.3	389.8	335.3	267.9	180.5	138.1	94.62	66.47	56.10	29.45

Constant Power Discharge Characteristics : WPC(25°C)

F.V/ Time	10min	15min	30min	1h	2h	3h	5h	8h	10h	20h
1.60V	1281.1	1102.9	853.9	636.6	411.1	308.6	209.8	146.7	123.9	65.0
1.65V	1249.2	1080.6	842.2	629.7	407.6	306.8	208.4	146.1	123.0	64.6
1.70V	1184.3	1038.3	817.8	617.7	400.7	301.8	206.6	144.6	122.1	64.1
1.75V	1073.8	965.2	779.8	597.3	392.0	296.7	203.3	143.1	120.9	63.5
1.80V	924.2	874.8	738.9	578.4	383.7	291.6	199.7	141.0	119.1	62.5
1.85V	765.1	733.5	640.1	517.0	350.8	269.3	186.0	132.0	111.9	58.7

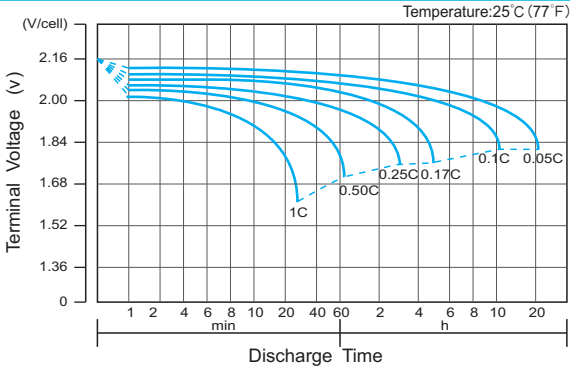
(Note) The above characteristics data are average values obtained within three charge/discharge cycle not the minimum values.

The battery must be fully charged before the capacity test. The C₁₀ should reach 95% after the first cycle and 100% after the third cycle.

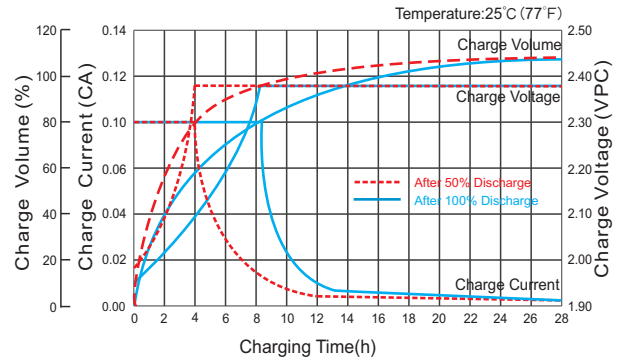
OPzV2-600(2V600Ah)



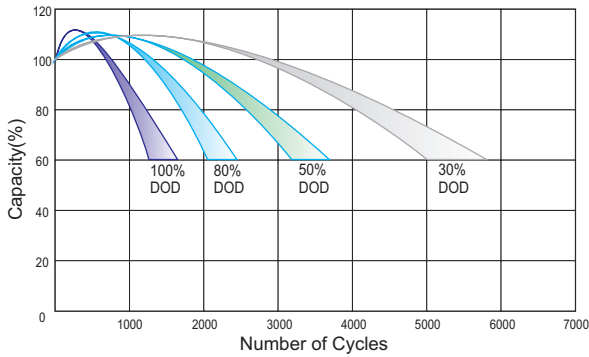
Discharge Characteristics Curve



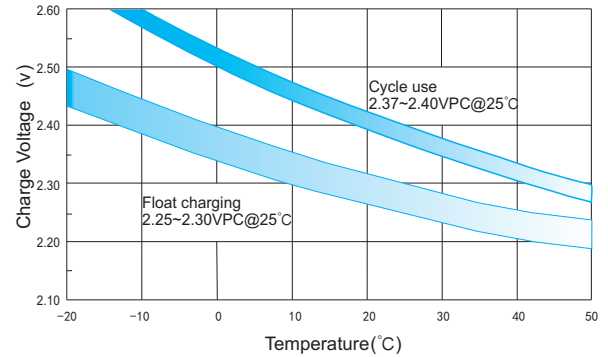
Charge Characteristic Curve for Cycle Use(IU)



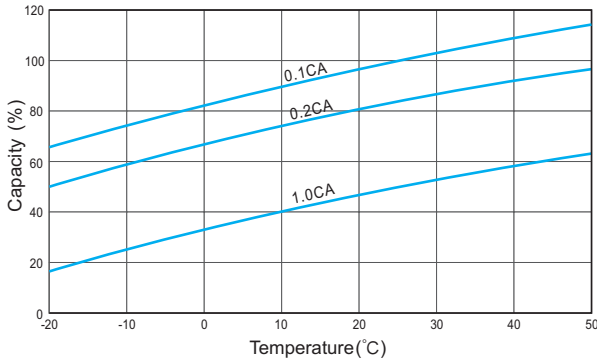
Cycle Life in Relation to Depth of Discharge



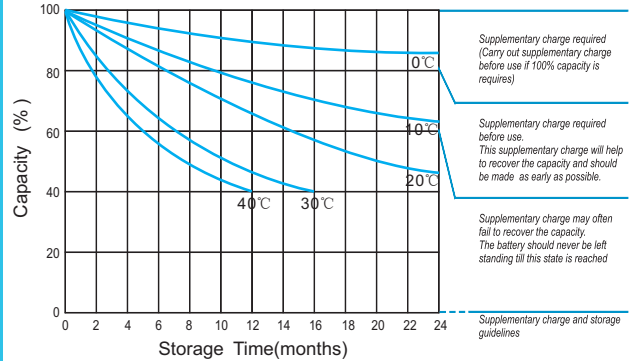
Relationship Between Charging Voltage and Temperature



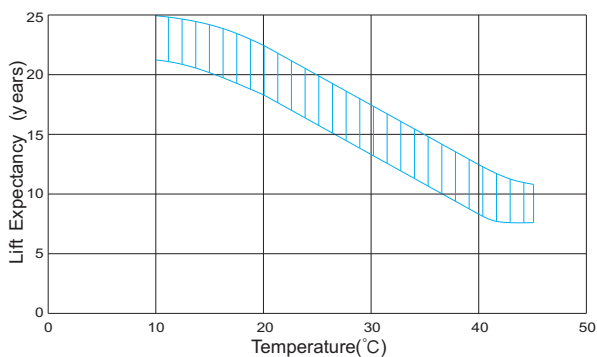
Temperature Effects on Capacity



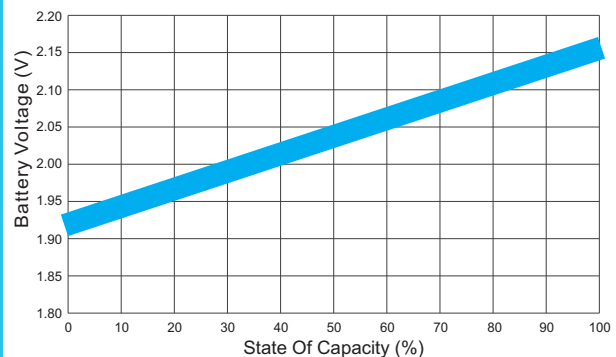
Storage Characteristics



Effect of Temperature on Long Term Life



Relationship of OCV And State of Charge(20°C)



(Note) All above information shall be changed without prior notice, Ritar reserves the right to explain and update the latest information.